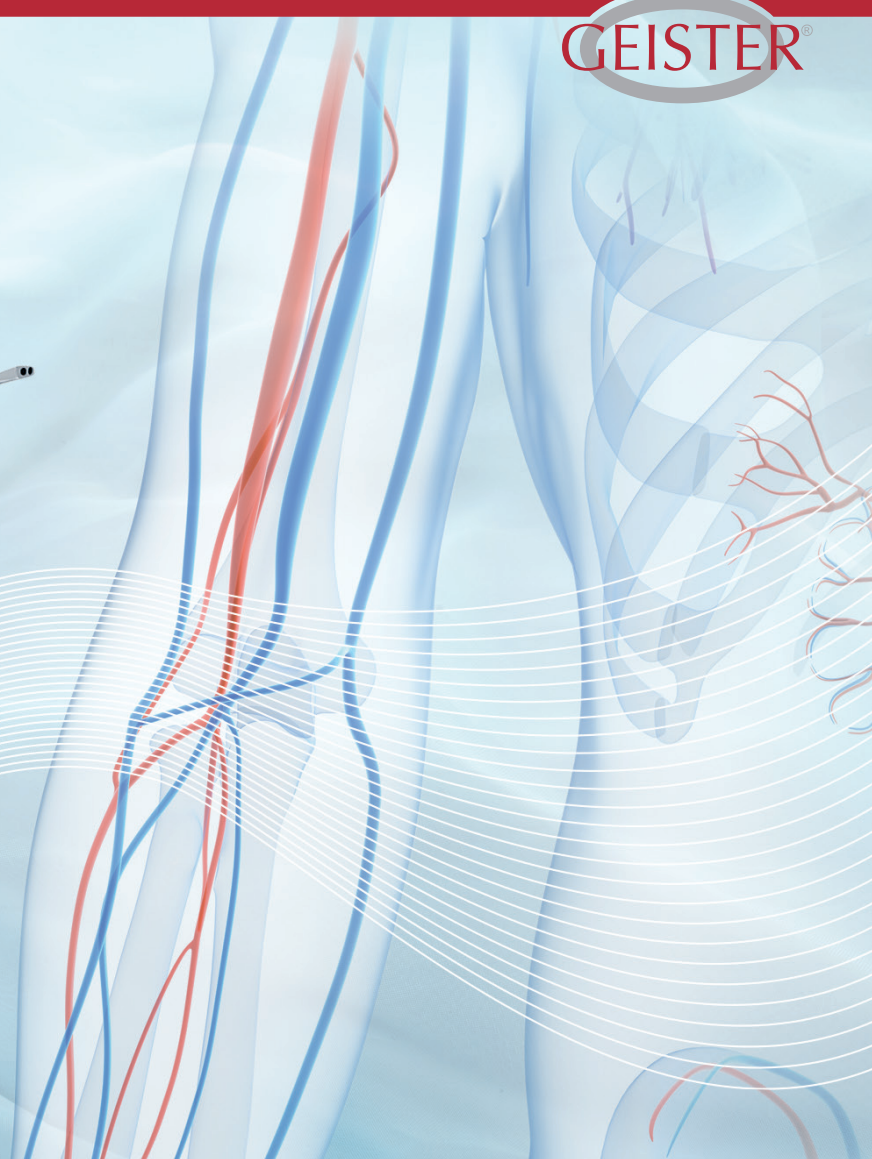



# Phlebectomy Instruments





## Oesch Phlebotomy Hooks

right-handed

Fig.	Art.-No.	length mm / "
A	28-0320	165 / 6 1/2
B	28-0321	165 / 6 1/2
C	28-0322	165 / 6 1/2

right-handed, very delicate, black coated

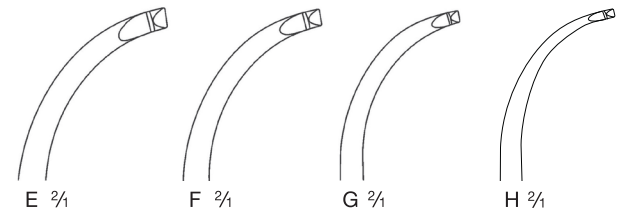
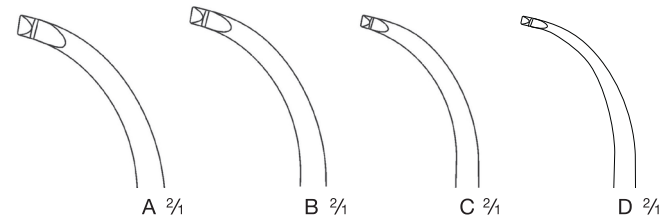
Fig.	Art.-No.	length mm / "	description
D	28-0323	165 / 6 1/2	Oesch Hook with finest tip of all. For the reduction of abrasion it is black coated.

left-handed

Fig.	Art.-No.	length mm / "
E	28-0325	165 / 6 1/2
F	28-0326	165 / 6 1/2
G	28-0327	165 / 6 1/2

left-handed, very delicate, black coated

Fig.	Art.-No.	length mm / "	description
H	28-0328	165 / 6 1/2	Oesch Hook with finest tip of all. For the reduction of abrasion it is black coated.

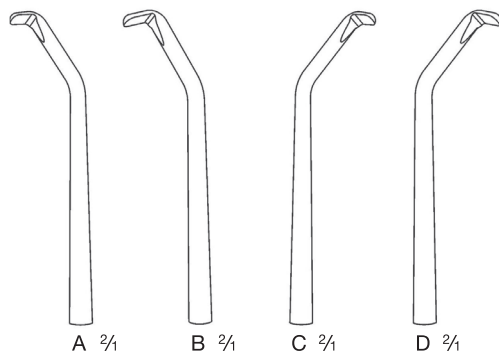


Oesch



Oesch black titanium coated

This instrument shows the finest tip of all Oesch-hooks. For the reduction of abrasion it's black coated.



### Ramelet Phlebectomy Hooks

right-handed

Fig.	Art.-No.	length mm / "
A	28-0350	100 / 4
B	28-0351	100 / 4

left-handed

Fig.	Art.-No.	length mm / "
C	28-0355	100 / 4
D	28-0356	100 / 4

### Ramelet II Phlebectomy Hooks

right-handed

Fig.	Art.-No.	length mm / "
A	28-0340	125 / 5
B	28-0341	125 / 5

left-handed

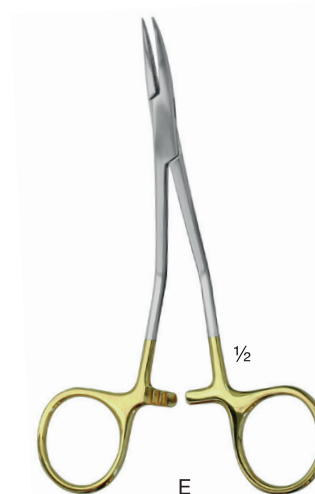
Fig.	Art.-No.	length mm / "
C	28-0345	125 / 5
D	28-0346	125 / 5



Ramelet



Ramelet II



### Ramelet special clamp for polypectomy

Fig.	Art.-No.	length mm
E	28-0359	125 / 5



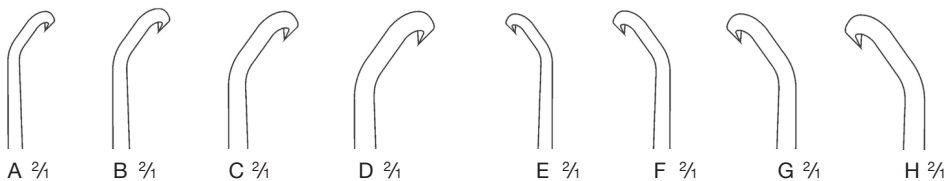
## Müller Phlebectomy Hooks

right-handed

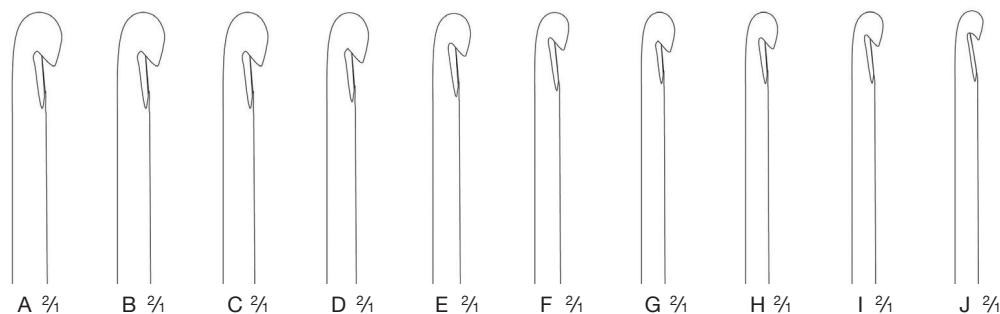
Fig.	Art.-No.	length mm / "
A	28-0330	125 / 5
B	28-0331	125 / 5
C	28-0332	125 / 5
D	28-0333	125 / 5

left-handed

Fig.	Art.-No.	length mm
E	28-0335	125 / 5
F	28-0336	125 / 5
G	28-0337	125 / 5
H	28-0338	125 / 5



Müller



## Crochet-Style Phlebotomy Hooks

Fig.	Art.-No.	tip mm	length mm / "
A	28-0360	3.00	150 / 6
B	28-0361	2.75	150 / 6
C	28-0362	2.60	150 / 6
D	28-0363	2.45	150 / 6
E	28-0364	2.30	150 / 6
F	28-0365	2.15	150 / 6
G	28-0366	2.00	150 / 6
H	28-0367	1.85	150 / 6
I	28-0368	1.70	150 / 6
J	28-0369	1.55	150 / 6



Crochet-Style



## Varady

### Phlebotomizer

Fig.	Art.-No.	length mm / "
A	28-0301	180 / 7



A 1/4



B 1/4



C 1/4



D 1/4



E 1/4



F 1/4



1/2

### Phlebextractor

Fig.	Art.-No.	length mm / "	description
B	28-0302	180 / 7	Hook end with ball
C	28-0303	180 / 7	Hook and spatula end 2 mm



### Micro-Double-Spatula

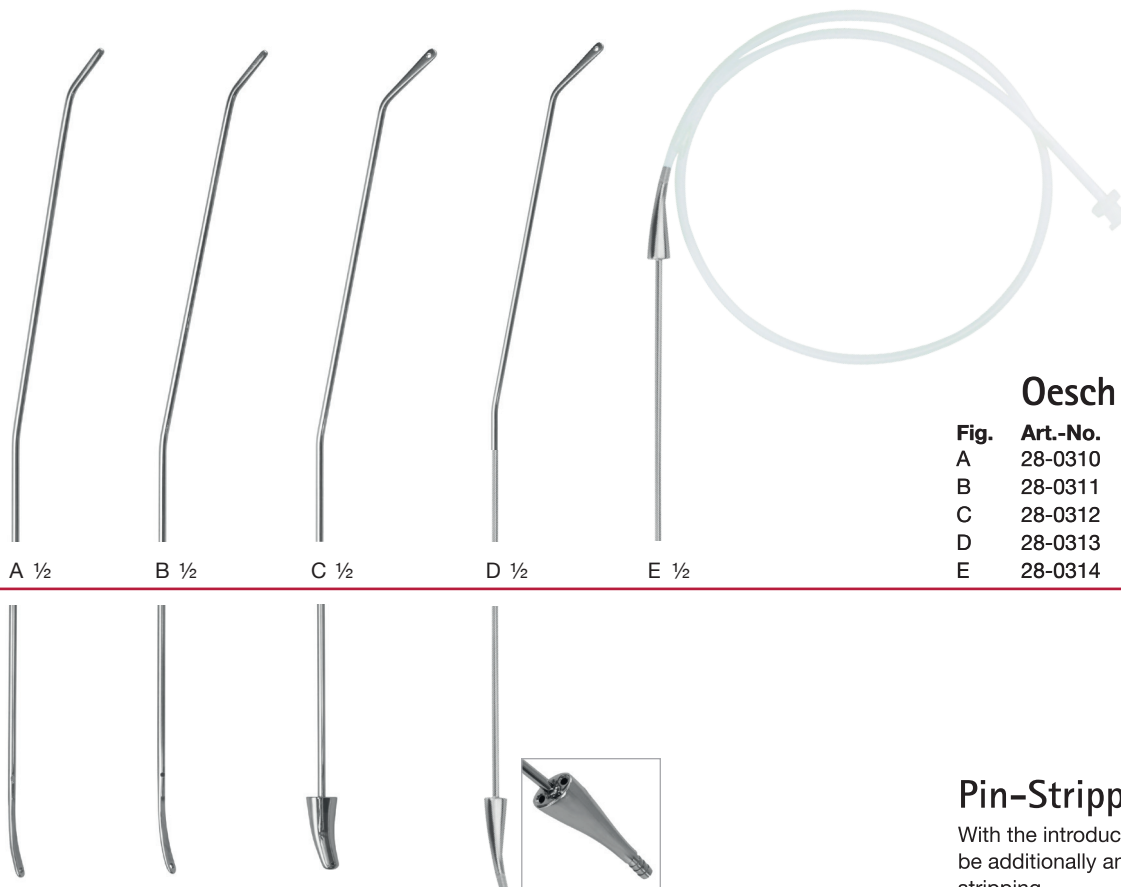
Fig.	Art.-No.	length mm / "
D	28-0304	175 / 7

### Micro-Phlebextractor

Fig.	Art.-No.	length mm / "
E	28-0305	170 / 6 3/4

### Mini-Phlebextractor

Fig.	Art.-No.	length mm / "
F	28-0306	170 / 6 3/4



## Oesch PIN-Strippers

Fig.	Art.-No.	length mm / "	description
A	28-0310	300 / 11 $\frac{3}{4}$	Parva, 1.8 mm
B	28-0311	520 / 20 $\frac{1}{2}$	Magna 2 mm
C	28-0312	520 / 20 $\frac{1}{2}$	Retriever 2 mm
D	28-0313	520 / 20 $\frac{1}{2}$	2 mm, without rinse tube
E	28-0314	600 / 23 $\frac{1}{2}$	Rinse tube Luer-Lock

## Pin-Stripper with rinse catheter

With the introducing of the tumescent solution the stripping channel will be additionally anaesthetised and the coagula will be removed after the stripping.

In comparison with the usual Pin-Stripping the vein will be loosened from the instrument, what strongly minimizes the risk of an incomplete vein removal. With both methods you don't have to search the vein in the periphery, a suture of the lower stitch incision is not necessary.

Scalpel Handles



16-0004

16-0190

16-0023.GB

41-6019

16-0007

16-0100

16-0013

16-0003





## Scalpel Handles

for Blades 16-2018 until 16-2036

Art.-No.	length mm / "	description
16-0004	135 / 5 1/4	Fig. 4
16-0014	210 / 8 1/4	Fig. 4L, long

## Scalpel Handles

for Blades 16-2009.E until 16-2017.E

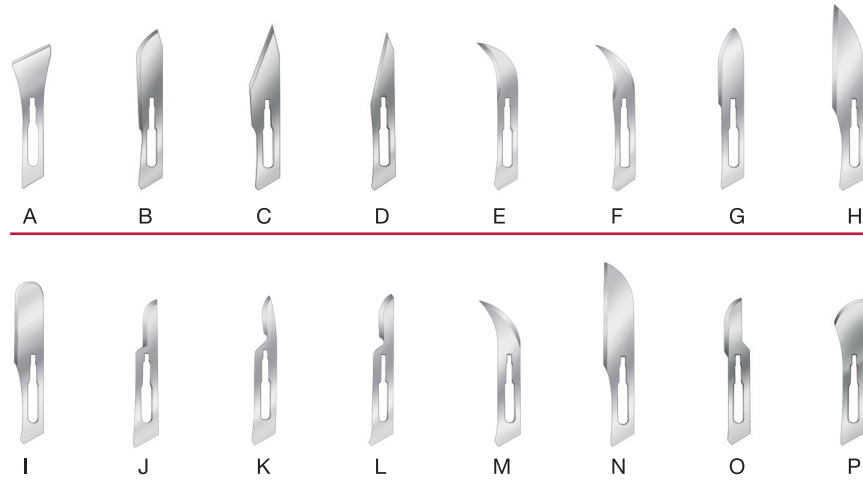
Art.-No.	length mm / "	description
16-0003	125 / 5	Fig. 3
16-0013	125 / 5	Fig. 3, with scale
16-0023	210 / 8 1/4	Fig. 3L, long,
16-0023.GB	200 / 8	Fig. 3L, long, angled up
16-0007	160 / 6 1/4	Fig. 7L, long
16-0017	120 / 4 3/4	Fig. 7K, short
16-0100	150 / 6	round handle, Fig. 3
16-0102	145 / 5 3/4	round handle, Fig. 3, angled up
16-0190	135 / 5 1/4	Barron, Fig. 3
41-6019	210 / 8 1/4	Landolt, Fig. 3



## Scalpel Blades, sterile, pack of 100 Pieces

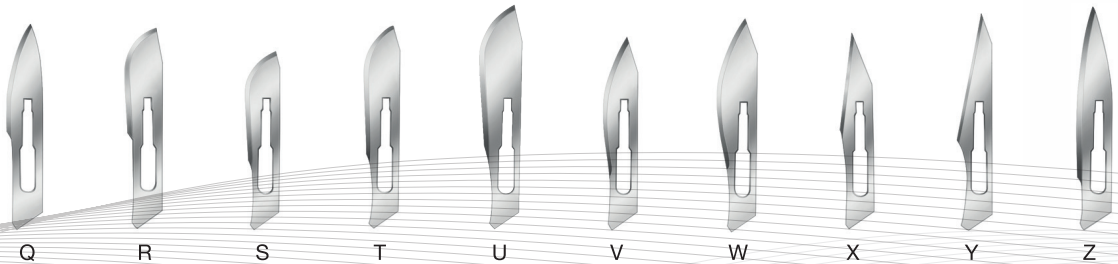
for handle Fig. 3

Fig.	Art.-No.	description
A	16-2009.E	# 9E
B	16-2010	# 10
C	16-2010.A	# 10A
D	16-2011	# 11
E	16-2012	# 12
F	16-2012.D	# 12D
G	16-2013	# 13
H	16-2014	# 14
I	16-2014.E	# 14E
J	16-2015	# 15
K	16-2015.C	# 15C
L	16-2015.E	# 15E
M	16-2016	# 16
N	16-2016.E	# 16E
O	16-2017	# 17
P	16-2017.E	# 17E



for handle Fig. 4

Fig.	Art.-No.	description
Q	16-2018	# 18
R	16-2019	# 19
S	16-2020	# 20
T	16-2021	# 21
U	16-2022	# 22
V	16-2023	# 23
W	16-2024	# 24
X	16-2025	# 25
Y	16-2034	# 34
Z	16-2036	# 36





## Microsurgical Knife



### Art.-No.

- 16-2070 15° Microsurgical Knife, blade/tip pack of 6 pieces, sterile  
 16-2075 Crescent Microsurgical Knife, straight 2 mm, blade/tip pack of 6 pieces, sterile  
 16-0032 Fairgrip™ultra Handle for disposable knives, 18 cm, Aluminium  
 16-0031 Handle for disposable knives, 18 cm Aluminium  
 16-0030 Handle for disposable knives, 18 cm Stainless Steel  
 16-0030.DF\* PANDOR™ Handle for disposable knives, 18 cm, stainless steel  
 16-5050 Handle for disposable knives, 9.5 cm

\* In the attractive PANDOR™ Black & Gold Edition (extra charge applies)

16-2075

16-2070



41-6014

41-6012

16-0034

16-0033

16-1016.TI



## Diamond Knife


Titanium handle

Art.-No.	length mm / "	description
16-1016.TI	205 / 8	30° single cutting

## Scalpel Handels

for Micro surgical blades

Art.-No.	length mm / "	description
16-0033	155 / 6	
16-0033.10	100 / 4	
16-0034	180 / 7	
41-6012	210 / 8 ¼	Landolt
41-6014	250 / 10	Landolt



## Micro Blades

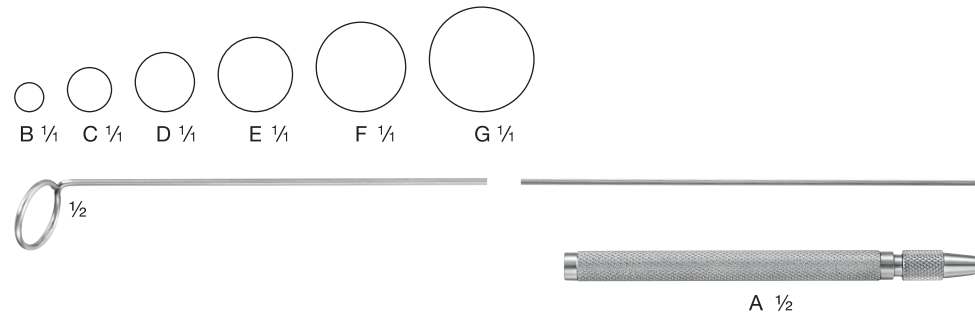
sterile, pack of 10 pieces

Fig.	Art.-No.	description
A	16-2061	# 61
B	16-2062	# 62
C	16-2062.S	# 62S
D	16-2064	# 64
E	16-2065	# 65
F	16-2067	# 67
G	16-2069	# 69

## Endarterectomy Strippers

Set complete

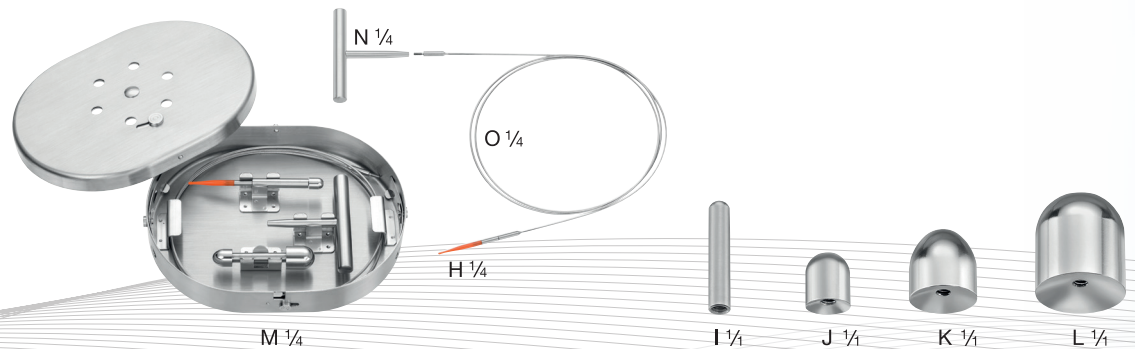
Fig.	Art.-No.	qty.	description
<b>03-5910 consisting of</b>			
A	03-5900	1	Handle, 110 mm / 4 1/4"
B	03-5904	1	Ø 4 mm, 500 mm / 19 3/4"
C	03-5905	1	Ø 6 mm, 500 mm / 19 3/4"
D	03-5906	1	Ø 8 mm, 500 mm / 19 3/4"
E	03-5907	1	Ø 10 mm, 500 mm / 19 3/4"
F	03-5908	1	Ø 12 mm, 500 mm / 19 3/4"
G	03-5909	1	Ø 14 mm, 500 mm / 19 3/4"



## Nabatoff Vein Stripper

Set complete

Fig.	Art.-No.	qty.	description
<b>21-1250 consisting of</b>			
H	21-1250.02	1	Plastic probe tip
I	21-1250.03	1	3 mm metal probe tip
J	21-1250.06	1	6 mm olive
K	21-1250.09	1	9 mm olive
L	21-1250.12	1	12 mm olive
M	21-1250.BX	1	Box 135 x 100 x 25 mm
N	21-1250.GR	1	Handle
O	21-1250.ZS	1	Traction cable 90 cm






## Supplemental Phlebectomy Procedure Set

<b>01-1649</b>	<b>consisting of</b>	
<b>Art.-No.</b>	<b>qty.</b>	<b>description</b>
16-0003	1	Scalpel handle No. 3, 12.5 cm
25-1021	6	Micro-Halstead-Mosquito Clamp 12.5 cm, curved
25-1026	1	Micro-Halstead-Mosquito Clamp 1 x 2 Teeth, 12.5 cm, curved
26-6209	1	Metzenbaum-Fino Scissors 14 cm, curved
26-6691	1	Iris Scissors 12.5 cm, curved
26-6161.ST	1	Stevens Tenotomy Scissors 12.5 cm, blunt, curved, SwedishEdge™, 1 gold shank
24-0292	1	Webster Needle Holder 12 cm, TC (S) 1.4 mm, gold rings
24-0310	1	Crile-Wood Needle Holder 15 cm, TC (F), 2 mm, gold rings
10-1831	1	Adson Forceps 1 x 2 Teeth, serrated, 12 cm
10-0105	1	DeBakey-Adson Tissue Forceps, 1.5 mm, 12.5 cm
30-0176	1	Senn-Mueller Retractor 7 x 8.5 mm, blunt, 16 cm
77-3100	1	Double Level Tray with 2 Mats, 270 x 160 x 35 mm

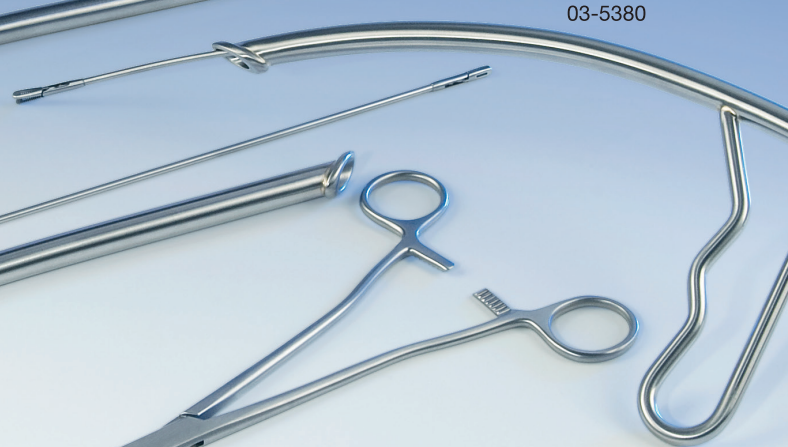




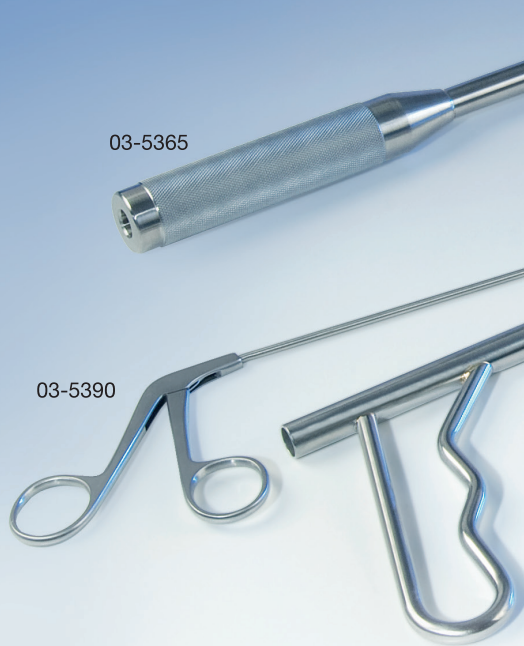
21-0300



03-5365




03-5380



03-5390



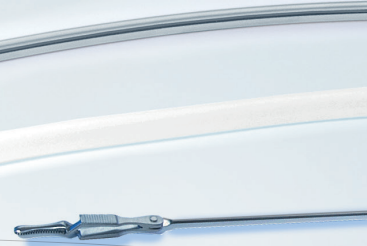
03-5375



34-7331L



03-5340.05



03-5340.01




**Tunneling Tubes  
slightly curved**

03-5370	28 cm / 11"	Ø 12 mm
03-5375	38 cm / 15"	Ø 12 mm
03-5377	68 cm / 26 ¾"	Ø 12 mm

**strongly curved**

03-5380	28 cm / 11"	Ø 12 mm
---------	-------------	---------

**Tunneling Forceps  
straight**

03-5385	38 cm / 15"
03-5390	48 cm / 19"
03-5392	78 cm / 30 ¾"

**slightly curved**

03-5395	38 cm / 15"
---------	-------------

**Bullet-Tunneler**

Removeable bullet tip provides for maximum tissue protection while tunneling.

**Bullet-Tunneler  
slightly curved**

03-5360	30 cm / 11 ¾"	Ø 12 mm
03-5365	40 cm / 15 ¾"	Ø 12 mm
03-5366	50 cm / 19 ¾"	Ø 12 mm
03-5367	70 cm / 27 ½"	Ø 12 mm

03-5360.KA

**Spare tip bullet**
**Tunneling Forceps  
straight**

03-5385	38 cm / 15"
03-5390	48 cm / 19"
03-5391	58 cm / 22 ¾"
03-5392	78 cm / 30 ¾"

**DeBakey Tunneler**

21-0300	50 cm / 19¾"	Ø 15 mm
---------	--------------	---------

03-5340

**Tunneling Set 8 / 10 mm, complete, consisting of:**

03-5340.01	<b>Tunneling Forceps</b>	59 cm / 23 ¼"
03-5340.05	<b>Tunneler</b>	8 / 10 mm, 50 cm / 19 ¾"
03-5340.06	<b>Tunneling Cover, PTFE (Teflon)</b>	8 / 10 mm, 50 cm / 19 ¾"
03-5340.07	<b>Tunneling Screw</b>	8 / 10 mm
optional		
03-5341	<b>Tunneler Handle 8 / 10 mm</b>	for tunneling set 03-5340

03-5350

**Tunneling Set 12 / 14 mm, complete, consisting of:**

03-5340.01	<b>Tunneling Forceps</b>	59 cm / 23 ¼"
03-5350.05	<b>Tunneler</b>	12 / 14 mm, 50 cm / 19 ¾"
03-5350.06	<b>Tunneling Cover, PTFE (Teflon)</b>	12 / 14 mm, 50 cm / 19 ¾"
03-5350.07	<b>Tunneling Screw</b>	12 / 14 mm
optional		
03-5351	<b>Tunneler Handle 12 / 14 mm</b>	for tunneling set 03-5350

34-7331L

**ThoraGate™ Hallmann Tunneling Forceps  
curved, with ratchet, 36 cm / 14 ¼"**


03-5395



03-5340.06

GEISTER®



**GEISTER Medizintechnik GmbH**

Föhrenstrasse 2 | D-78532 Tuttlingen | Germany

☎ +49 7461/966240 | 📠 +49 7461/9662422

[www.geister.com](http://www.geister.com) | [info@geister.com](mailto:info@geister.com)